

REDCap

Saisir des données



1. Se connecter à son compte (avec le mot de passe créé avec le lien figurant dans le mail reçu, vérifier les spams)



REDCap® Home My Projects + New Project Help & FAQ Training Videos Send-It Messenger

Logged in as test.user My Profile Log out

ICM
Institut du Cerveau et de la Moelle épinière

Production Server

Need an account ? [Click here](#)

Listed below are the REDCap projects to which you currently have access. Click the project title to open the project. [Read more](#) To review which users still have access to your projects, visit the [User Access Dashboard](#).

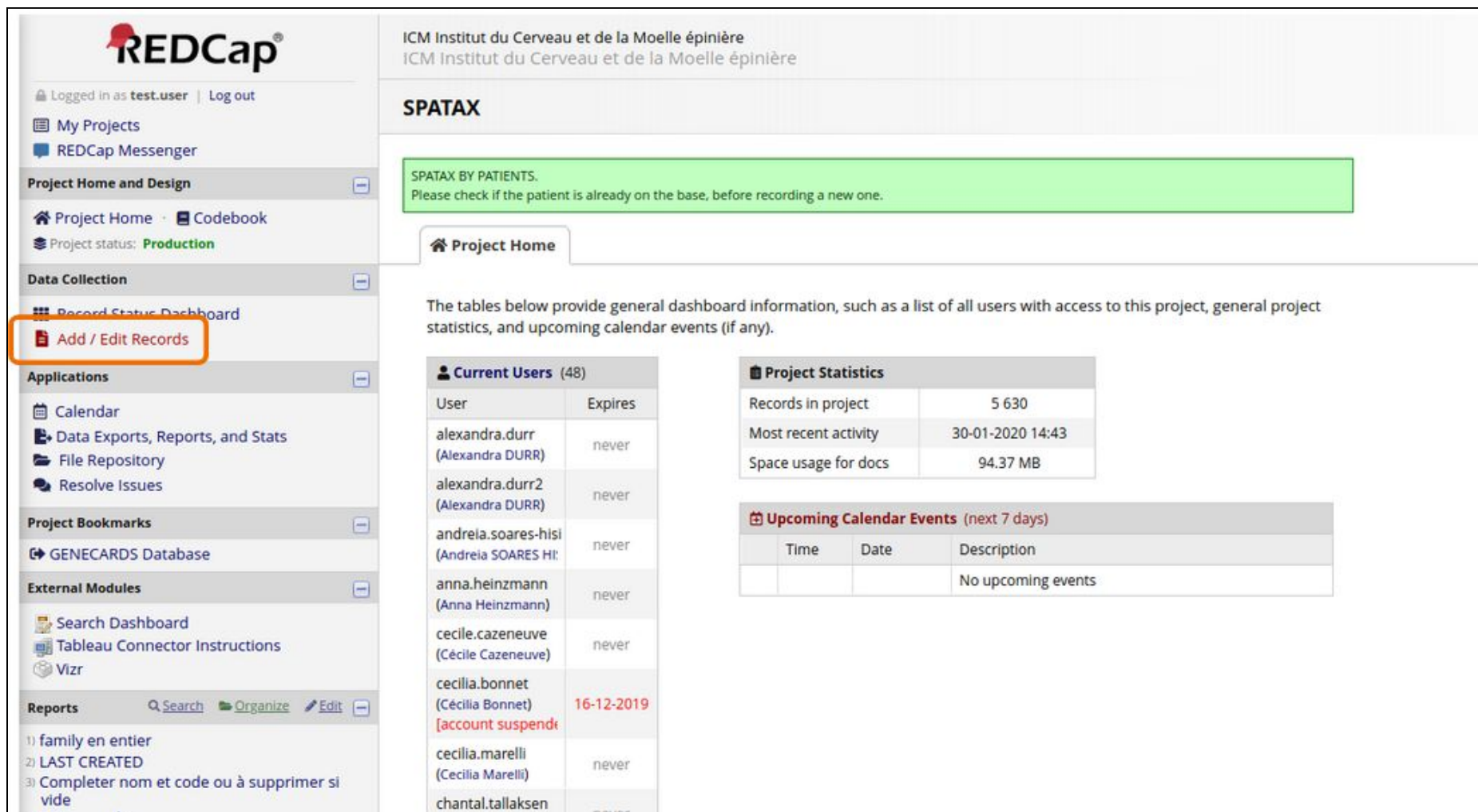
My Projects [Organize](#) Filter projects by title

Project Title	Records	Fields	Instrument	Type	Status
SPATAX 🔗	5 630	471	17 forms	📄	✅

REDCap 9.4.2 - © 2020 Vanderbilt University

Project you have access to

2. Accéder à l'outil de collecte et de modification des données du projet



REDCap
Logged in as test.user | Log out
My Projects
REDCap Messenger

Project Home and Design
Project Home · Codebook
Project status: **Production**

Data Collection
Record Status Dashboard
Add / Edit Records

Applications
Calendar
Data Exports, Reports, and Stats
File Repository
Resolve Issues

Project Bookmarks
GENECARDS Database

External Modules
Search Dashboard
Tableau Connector Instructions
Vizr

Reports Search Organize Edit
1) family en entier
2) LAST CREATED
3) Completer nom et code ou à supprimer si vide

ICM Institut du Cerveau et de la Moelle épinière
ICM Institut du Cerveau et de la Moelle épinière

SPATAX

SPATAX BY PATIENTS.
Please check if the patient is already on the base, before recording a new one.

Project Home

The tables below provide general dashboard information, such as a list of all users with access to this project, general project statistics, and upcoming calendar events (if any).

Current Users (48)

User	Expires
alexandra.durr (Alexandra DURR)	never
alexandra.durr2 (Alexandra DURR)	never
andrea.soares-hisi (Andreia SOARES HI)	never
anna.heinzmann (Anna Heinzmann)	never
cecile.cazeneuve (Cécile Cazeneuve)	never
cecilia.bonnet (Cécilia Bonnet) [account suspende	16-12-2019
cecilia.marelli (Cecilia Marelli)	never
chantal.tallaksen	never

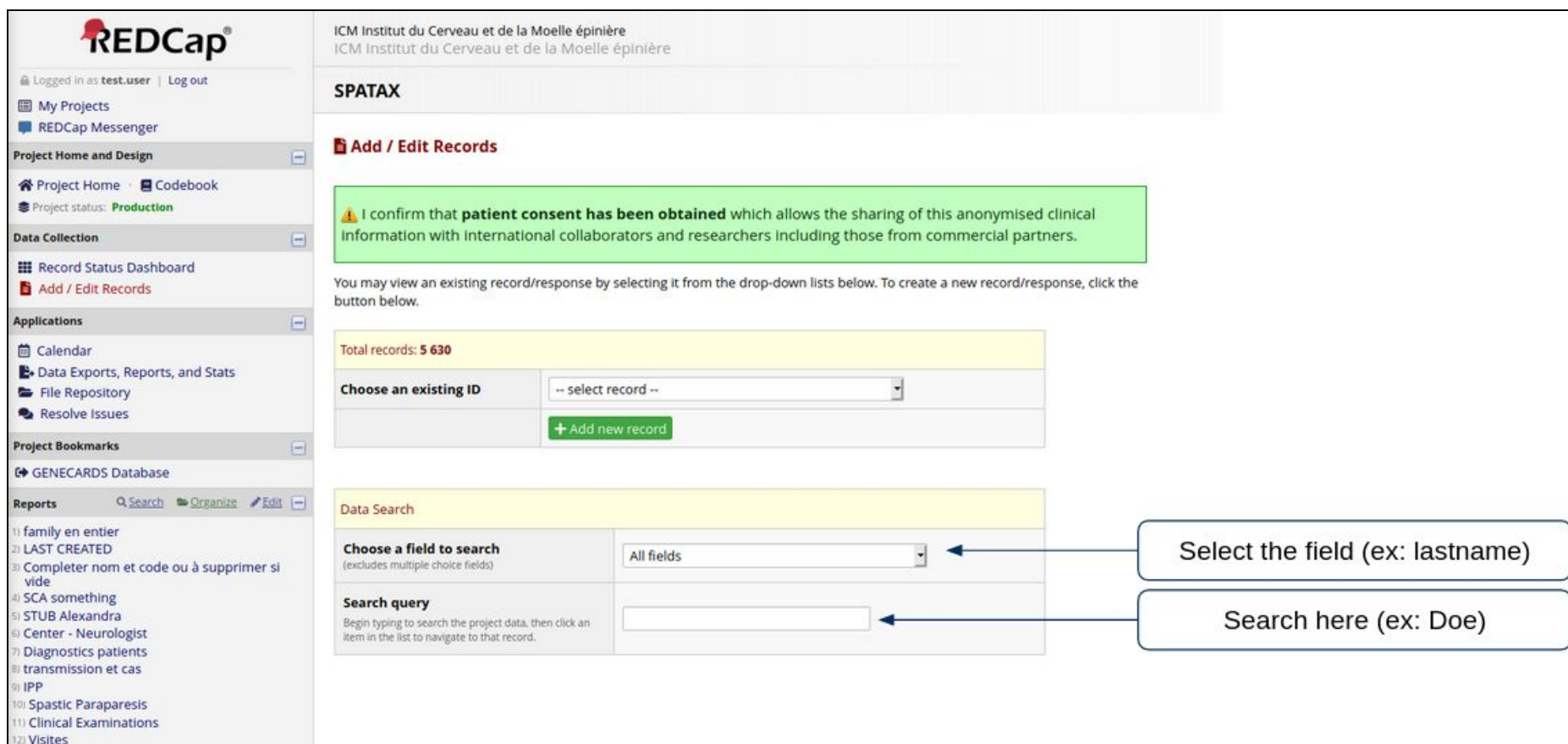
Project Statistics

Records in project	5 630
Most recent activity	30-01-2020 14:43
Space usage for docs	94.37 MB

Upcoming Calendar Events (next 7 days)

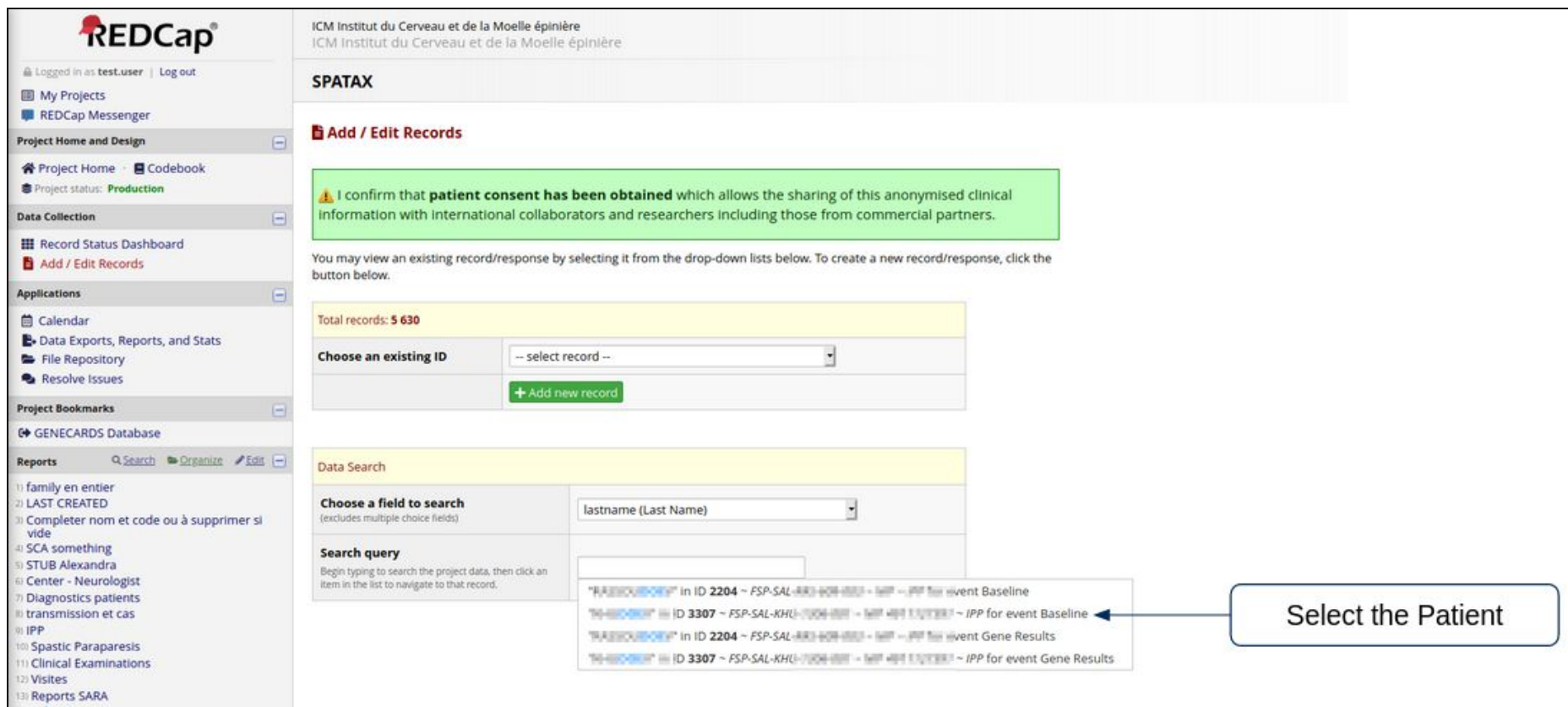
Time	Date	Description
		No upcoming events

3. Rechercher le patient souhaité ou en créer un nouveau s'il n'est pas dans la base (si vous avez le droit)



The screenshot shows the REDCap interface for the SPATAX project. The left sidebar contains navigation links for 'My Projects', 'REDCap Messenger', 'Project Home and Design', 'Data Collection', 'Applications', 'Project Bookmarks', and 'Reports'. The main content area is titled 'SPATAX' and includes a section for 'Add / Edit Records'. A green confirmation box states: 'I confirm that patient consent has been obtained which allows the sharing of this anonymised clinical information with international collaborators and researchers including those from commercial partners.' Below this, a yellow box indicates 'Total records: 5 630'. The 'Add / Edit Records' section features a dropdown menu for 'Choose an existing ID' (currently showing '-- select record --') and a green '+ Add new record' button. The 'Data Search' section includes a dropdown for 'Choose a field to search' (currently showing 'All fields') and a text input for 'Search query'. Annotations with arrows point to these two dropdowns, with labels 'Select the field (ex: lastname)' and 'Search here (ex: Doe)' respectively.

4. Sélectionner le patient



REDCap

Logged in as test.user | Log out

My Projects

REDCap Messenger

Project Home and Design

Project Home | Codebook

Project status: **Production**

Data Collection

Record Status Dashboard

Add / Edit Records

Applications

Calendar

Data Exports, Reports, and Stats

File Repository

Resolve Issues

Project Bookmarks

GENECARDS Database

Reports

Search Organize Edit

1) family en entier

2) LAST CREATED

3) Compléter nom et code ou à supprimer si vide

4) SCA something

5) STUB Alexandra

6) Center - Neurologist

7) Diagnostics patients

8) transmission et cas

9) IPP

10) Spastic Paraparesis

11) Clinical Examinations

12) Visites

13) Reports SARA

ICM Institut du Cerveau et de la Moelle épinière

SPATAX

Add / Edit Records

I confirm that **patient consent has been obtained** which allows the sharing of this anonymised clinical information with international collaborators and researchers including those from commercial partners.

You may view an existing record/response by selecting it from the drop-down lists below. To create a new record/response, click the button below.

Total records: **5 630**

Choose an existing ID

-- select record --

+ Add new record

Data Search

Choose a field to search

lastname (Last Name)

Search query

Begin typing to search the project data, then click an item in the list to navigate to that record.

"FAMILIA" in ID 2204 ~ FSP-SAL-... ~ IPP for event Baseline

"FAMILIA" in ID 3307 ~ FSP-SAL-KHL-... ~ IPP for event Baseline

"FAMILIA" in ID 2204 ~ FSP-SAL-... ~ IPP for event Gene Results

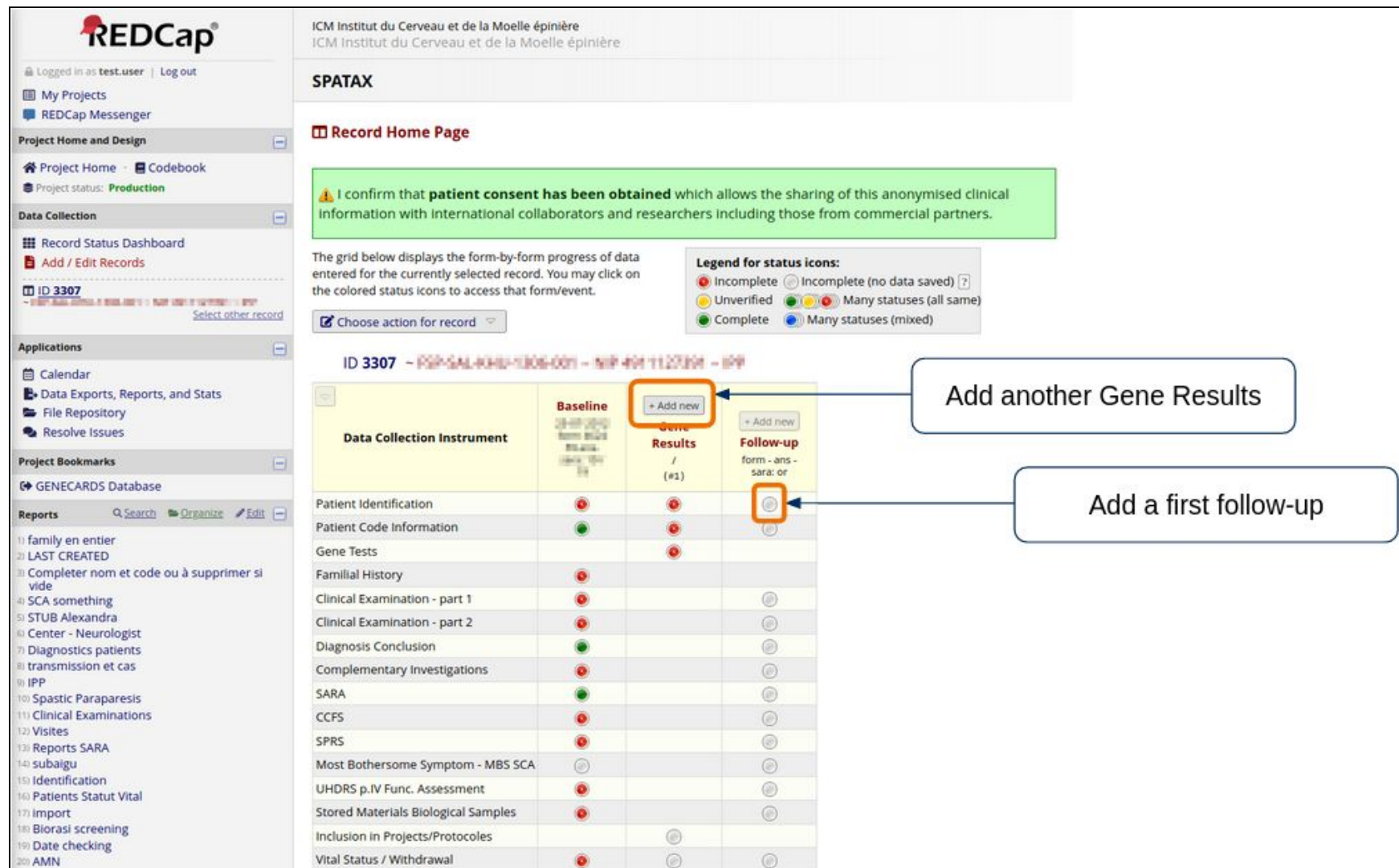
"FAMILIA" in ID 3307 ~ FSP-SAL-KHL-... ~ IPP for event Gene Results

Select the Patient

5. Vérifier qu'il s'agit bien du bon patient et accéder à son Dashboard (Carré Orange)

The screenshot displays the REDCap interface for the ICM Institut du Cerveau et de la Moelle épinière. The left sidebar shows the 'Data Collection' section with 'Add / Edit Records' highlighted. A callout box labeled 'Here !' points to the 'ID 3307' link. The main area shows the 'Patient Identification' form for ID 3307. A green banner at the top states: 'I confirm that patient consent has been obtained which allows the sharing of this anonymised clinical information with international collaborators and researchers including those from commercial partners.' The form includes fields for ID, NIP IPP (new), Old NIP, First Name, Last Name, Birthdate, Age today, Sex, Country of birth, Family/Genealogical tree with names, Identifiant NOM Prenom, Form Status, and Complete?. A callout box labeled 'Check if this is the correct patient' points to the 'Old NIP' field.

6. Ajouter un nouvel évènement (ici Gene Result) ou commencer la saisie d'un premier évènement (ici Follow-up) :



REDCap
Logged in as test.user | Log out
My Projects
REDCap Messenger

Project Home and Design
Project Home · Codebook
Project status: **Production**

Data Collection
Record Status Dashboard
Add / Edit Records
ID 3307
Select other record

Applications
Calendar
Data Exports, Reports, and Stats
File Repository
Resolve Issues

Project Bookmarks
GENECARDS Database

Reports
Search · Organize · Edit

ICM Institut du Cerveau et de la Moelle épinière
ICM Institut du Cerveau et de la Moelle épinière

SPATAX

Record Home Page

I confirm that **patient consent has been obtained** which allows the sharing of this anonymised clinical information with international collaborators and researchers including those from commercial partners.

The grid below displays the form-by-form progress of data entered for the currently selected record. You may click on the colored status icons to access that form/event.

Legend for status icons:
 Incomplete (red circle with white dot)
 Incomplete (no data saved) (grey circle with white dot)
 Unverified (yellow circle with white dot)
 Complete (green circle with white dot)
 Many statuses (all same) (red circle with white dot)
 Many statuses (mixed) (blue circle with white dot)

Choose action for record

ID 3307 - PEP-SAL-KHE-1806-001 - NIP 404 112304 - IPP

Data Collection Instrument	Baseline	Gene Results / (#1)	Follow-up form - ans - sara: or
Patient Identification	Incomplete	Incomplete	Incomplete
Patient Code Information	Complete	Incomplete	Incomplete
Gene Tests		Incomplete	
Familial History	Incomplete		
Clinical Examination - part 1	Incomplete		Incomplete (no data saved)
Clinical Examination - part 2	Incomplete		Incomplete (no data saved)
Diagnosis Conclusion	Complete		Incomplete (no data saved)
Complementary Investigations	Incomplete		Incomplete (no data saved)
SARA	Complete		Incomplete (no data saved)
CCFS	Incomplete		Incomplete (no data saved)
SPRS	Incomplete		Incomplete (no data saved)
Most Bothersome Symptom - MBS SCA			Incomplete (no data saved)
UHDS p.IV Func. Assessment	Incomplete		Incomplete (no data saved)
Stored Materials Biological Samples	Incomplete		Incomplete (no data saved)
Inclusion in Projects/Protocoles		Incomplete (no data saved)	
Vital Status / Withdrawal	Incomplete	Incomplete (no data saved)	Incomplete (no data saved)

Add another Gene Results

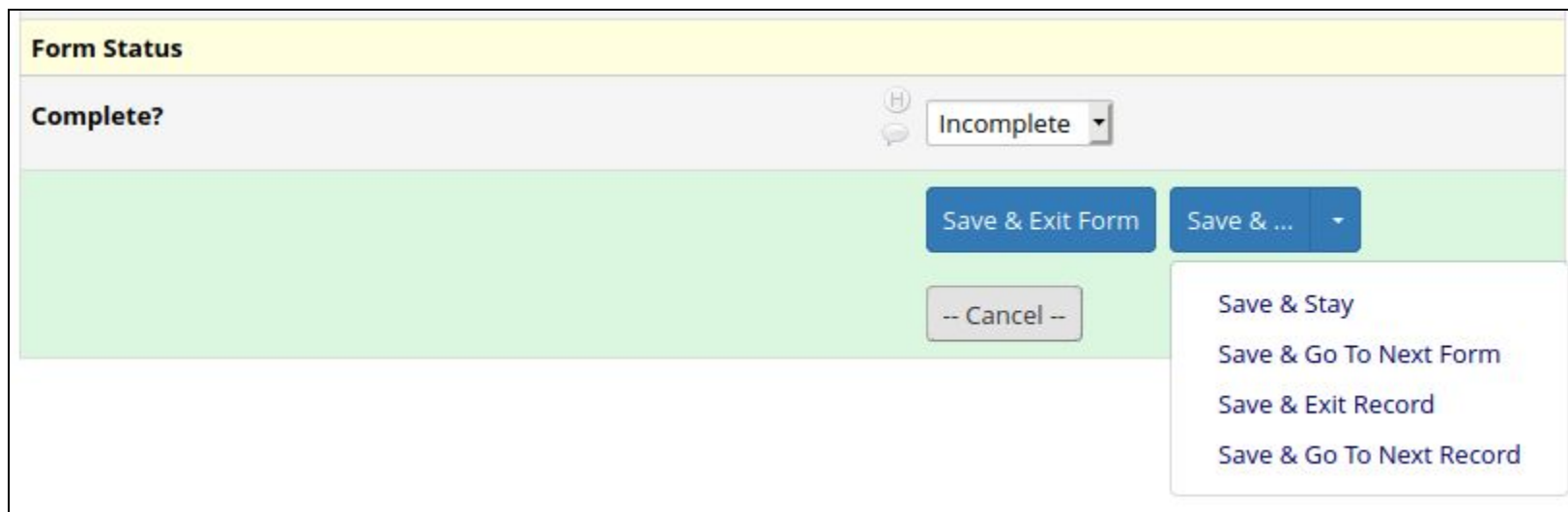
Add a first follow-up

7. Après l'ajout de l'évènement Gene Result, commencer la saisie en cliquant sur la première pastille vide.

Data Collection Instrument	Baseline 25-07-2012 form 4624 39 ans- sara: 19 / 19	Gene Results / (#1)	X (#2)	+ Add new Follow-up form - ans - sara: or
Patient Identification				
Patient Code Information				
Gene Tests				
Familial History				
Clinical Examination - part 1				
Clinical Examination - part 2				
Diagnosis Conclusion				
Complementary Investigations				
SARA				
CCFS				
SPRS				
Most Bothersome Symptom - MBS SCA				
UHDRS p.IV Func. Assessment				
Stored Materials Biological Samples				
Inclusion in Projects/Protocoles				
Vital Status / Withdrawal				

Start the collection of a new gene result

8. Entre chaque formulaire, cliquer sur **Save & Go to Next Form** pour enchaîner la saisie des formulaires :

A screenshot of the "Form Status" dialog box in REDCap. The dialog has a yellow header bar with the text "Form Status". Below the header, there is a section labeled "Complete?" with a status dropdown menu set to "Incomplete". To the right of the status dropdown are two blue buttons: "Save & Exit Form" and "Save & ...". Below these buttons is a grey button labeled "-- Cancel --". A dropdown menu is open from the "Save & ..." button, showing four options: "Save & Stay", "Save & Go To Next Form", "Save & Exit Record", and "Save & Go To Next Record".